

## WEH® TW05快速接頭

### 概要



#### 特點：

- 迅速連接
- 無需用手鎖緊
- WEH®夾爪緊固裝置
- 可簡單更換密封物
- 人體工學設計
- 簡潔地設計
- 高規格材質
- 可提供自動化控制

WEH® TW05快速接頭在氣壓部件的測試上比以往其它裝置更加快速。只需要簡單地滑動套筒，便可以與測試件快速 緊密。除了節省測試的時間成本，在此快速接頭上的投資也能快速獲得回報。

#### 應用

適用於氣壓及功能性測試的內螺紋測試件。例如：汽缸、閥門、固定裝置、調節器。

註：若快速接頭應用 [請參照Page.83技術資訊](#)。

### 技術規格

	基本規格
操作壓力	5 - 12 bar compressed air
溫度範圍	+5 °C up to +80 °C
漏率	$1 \times 10^{-3}$ mbar x l/s
材質	Clamping jaws: Corrosion-resistant stainless steel Outer parts: Anodized aluminium
密封材質	NBR

其它設計請聯繫我們

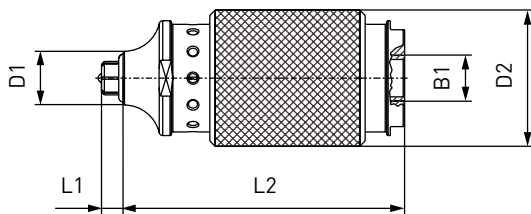
#### 操作範例:



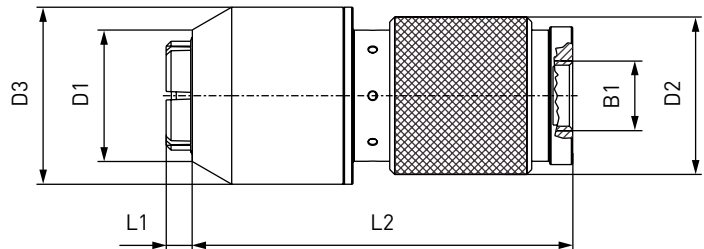
# WEH® TW05快速接头

## ORDERING | WEH® TW05 Quick Connector

approx. dimensions (mm)



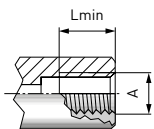
Body size 0 - 4



Body size 5 - 6

Body size	Inlet B1 (internal thread)	D1	D2	D3	L1	L2
0	G1/4"	8.0	38.0	-	3.6	75.0
1	G1/4"	15.0	38.0	-	10.0	75.0
2	G1/4"	19.0	38.0	-	10.0	75.0
3	G1/2"	23.5	48.0	-	9.0	80.0
4	G1/2"	27.0	48.0	-	9.0	80.0
5	G1/2"	32.0	48.0	54.0	11.0	115.0
6	G1/2"	40.0	48.0	54.0	11.0	115.0

Metric ISO thread to DIN 13 - acc. to DIN 3852 part 1, form X and Y

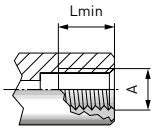


Part No.	Body size	Thread A (internal thread)	Lmin*
TW05-W8046-045	0	M5x0.8	7.0
TW05-W8012-045	1	M8x1.0	7.0
TW05-W8013-045	1	M10x1.0	7.0
TW05-W8042-045	1	M10x1.5	7.0
TW05-W8014-045	2	M12x1.0	9.5
TW05-W8015-045	2	M12x1.5	9.5
TW05-W8041-045	2	M12x1.75	9.5
TW05-W8039-045	2	M14x1.0	9.5
TW05-W8016-045	2	M14x1.5	9.5
TW05-W8017-085	3	M16x1.5	10.5
TW05-W8018-085	3	M18x1.5	10.5
TW05-W8019-085	4	M20x1.5	10.5
TW05-W8020-085	4	M22x1.5	10.5
TW05-W8021-085	5	M24x1.5	11.0
TW05-W8040-085	6	M30x1.5	12.5

\* Lmin: minimum thread length

## WEH® TW05快速接頭

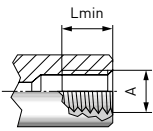
Whitworth tube thread to DIN ISO 228-1 - acc. to DIN 3852 part 2, form X and Y



Part No.	Body size	Thread A (internal thread)	Lmin*
TW05-W8000-045	1	G1/8"	7.0
TW05-W8001-045	2	G1/4"	9.5
TW05-W8002-085	3	G3/8"	10.5
TW05-W8003-085	4	G1/2"	10.5
TW05-W8004-085	5	G3/4"	11.0
TW05-W8005-085	6	G1"	12.5

\* Lmin: minimum thread length

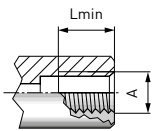
BSPT (tapered Whitworth tube thread) - acc. to DIN 3852 part 2, form X and Y



Part No.	Body size	Thread A (internal thread)	Lmin*
TW05-W8043-045	1	BSPT 1/8"	7.0
TW05-W8044-045	2	BSPT 1/4"	9.5
TW05-W8038-085	3	BSPT 3/8"	10.5
TW05-W8045-085	4	BSPT 1/2"	10.5
TW05-W8053-085	5	BSPT 3/4"	11.0
TW05-W8047-085	6	BSPT 1"	12.5

\* Lmin: minimum thread length

NPT thread (ANSI/ASME B1.20.1-1983) - acc. to SAE J476a

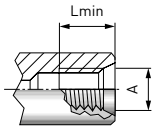


Part No.	Body size	Thread A (internal thread)	Lmin*
TW05-W8006-045	1	NPT 1/8"	7.0
TW05-W8007-045	2	NPT 1/4"	9.5
TW05-W8008-085	3	NPT 3/8"	10.5
TW05-W8009-085	4	NPT 1/2"	10.5
TW05-W8010-085	5	NPT 3/4"	11.0
TW05-W8011-085	6	NPT 1"	12.5

\* Lmin: minimum thread length

## WEH® TW05快速接頭

SAE-O-Ring Boss - acc. to SAE J1926 / ISO 11926



Part No.	Body size	Thread A (internal thread)	Lmin*
TW05-W8030-045	1	UNF 7/16"-20	7.0
TW05-W8031-045	2	UNF 1/2"-20	9.5
TW05-W8032-045	2	UNF 9/16"-18	9.5
TW05-W8033-085	3	UNF 3/4"-16	10.5
TW05-W8034-085	4	UNF 7/8"-14	10.5
TW05-W8035-085	5	UN 1 1/16"-12	11.0
TW05-W8036-085	6	UN 1 3/16"-12	11.0
TW05-W8037-085	6	UN 1 5/16"-12	11.0

\* Lmin: minimum thread length

Other connector sizes and versions on request.

關於訂購所需資訊請參照page 9.

### 配件

以下配件可選購與TW05快速接頭共用：

#### 自動化裝置控制

以下亦提供自動化測試用控制蓋作為套筒以外的選購品



Part No.	Description
E01-50292	Control housing for automation (body size 1)
E01-50296	Control housing for automation (body size 2 - 6)

### 特殊解決方案

Examples:



TW05 可延伸型